

圖一美萊別 T/15325915822



Sightfly®

**ELEVATOR
ELECTRICAL
COMPONENTS**
电梯电气部件

杭州赛翔科技有限公司

Hangzhou Sightfly Technology Co.,Ltd.

地 址：杭州市余杭区闲林街道闲富中路 57 号2-401 Add: Building NO2-401,Xianfuzhong Road,Xianlin Town
 电 话：0571-89738802/87357541 Tel:0571-89738802/87357541
 传 真：0571-87357542 Fax: 0571-87357542
 网 址：www.sightfly.com Web: www.sightfly.com
 邮 箱：chenting@sightfly.com E-mail:chenting@sightfly.com

灵动科技，多彩生活

Smart technology, colorful life

杭州赛翔科技有限公司是一家专业研发、生产、销售电梯及立体车库人机界面、控制系统，专用伺服驱动器、变频器、智能停车场管理系统及其他控制系统的国家高新技术企业、软件企业、杭州市智能控制系统高新技术企业研究开发中心。我们具备专业的研发中心和生产基地，凝聚了大批专业的人才，拥有资深的研发人员，领先的行业技术和一支敬业爱岗的优秀团队，公司所有的软件、硬件、机电产品全部自主研发和生产。

多年来，我们秉承“产品优秀、工程一流、服务完善”的企业精神，始终以信誉为本，以技术为依托，以质量为生命，以服务为基础，走创新之路，为客户提供了无数一流的产品和众多经典的系统解决方案。

2011年8月24日，我司顺利通过软件企业认证，获得浙江经济和信息化委员会颁发软件企业认定证书。2016年11月通过国家级高新企业认定，获得了国家高新企业证书。2018年6月被杭州市授予为企业高新技术研究开发中心。这对我公司所有员工具有莫大的鼓舞，充分证明了公司软件产品的开发技术力量、技术服务水平又上了一个新的台阶，也表明了我们得到了政府、行业 and 客户的认可，这是对我们历史成绩的肯定，更是对我们未来的鼓励。

Hangzhou Sightfly Technology Co., Ltd. is a professional R & D, production, sales of elevators and three-dimensional garage man-machine interface, control systems, special servo drivers, frequency converters, Intelligent parking management system and other control systems of the national high-tech enterprises, software enterprises, Hangzhou intelligent control system high-tech enterprises research and development center. We have a professional R & D center and production base, a large number of professional talent, with senior R & D personnel, leading industry technology and a dedicated and loving post of excellent team, all the companyundefineds software, hardware, Mechanical and electrical products are all independently developed and produced.

Over the years, we have been adhering to the "excellent products, first-class engineering, perfect service" enterprise spirit, always based on credibility, technology as the basis, quality as the life, service as the basis, take the road of innovation. To provide customers with numerous first-class products and numerous classic system solutions.

On August 24, 2011, our company successfully passed the software enterprise certification, and obtained the software enterprise identification certificate issued by Zhejiang Economic and Information Commission. In November 2016, it was recognized by the national high-tech enterprise. Obtained the national high-tech enterprise certificate. In June 2018, Hangzhou was awarded as the enterprise high-tech research and development center. This is a great encouragement to all the employees of our company, which fully proves the technical strength of the development of the companyundefineds software products, and the level of technical service has reached a new level. It also shows that we have been recognized by the government, industry and customers. This is an affirmation of our historical achievements, but also an encouragement to our future.

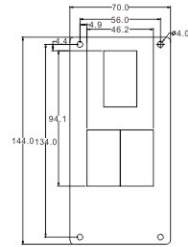


产品特点 Product Features


- 界面丰富，可选择各种经典界面或定制界面
Interface is rich, can choose a variety of classic or custom interface
- 结构紧凑，一体化设计，适应各种电梯选配
Compact structure, integrated design, adapt to all kinds of elevator matching
- 无底盒安装方便、简洁大方
No bottom box of easy installation, simple and elegant
- 真彩液晶，高清显示，清晰展现电梯装饰典雅高贵
True color LCD, high definition, according to clearly show the elevator decoration elegant nobility
- 接口方便，无需转换，直接对接多种电梯信号
Interface is convenient, without conversion, direct docking a variety of elevator signal
- 安装灵活，横竖随心，小屏内嵌，大屏壁挂
Flexible installation, namely follow, small screen embedded, screen wall hanging



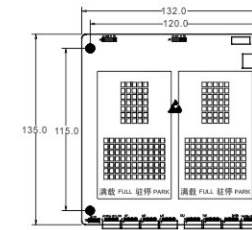
SFTC-HCB-R1




| | |
|------|------------------|
| 可视面积 | 94(mm)*46(mm) |
| 安装尺寸 | 134(mm)*56(mm) |
| 电源参数 | DC18~30V |
| 电梯接口 | RSL/RS485/CAN/并口 |



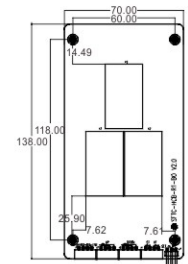
SFTC-HCB-BN




| | |
|------|------------------|
| 可视面积 | 115(mm)*86(mm) |
| 安装尺寸 | 120(mm)*115(mm) |
| 电源参数 | DC18~30V |
| 电梯接口 | RSL/RS485/CAN/并口 |



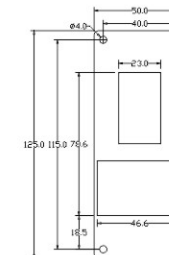
SFTC-HCB-R1-BO



| | |
|------|------------------|
| 可视面积 | 52(mm)*94(mm) |
| 安装尺寸 | 60(mm)*118(mm) |
| 电源参数 | DC18~30V |
| 电梯接口 | RSL/RS485/CAN/并口 |



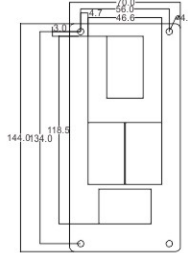
SFTC-HCB-GT1




| | |
|------|----------------|
| 可视面积 | 47(mm)*79(mm) |
| 安装尺寸 | 40(mm)*115(mm) |
| 电源参数 | DC18~30V |
| 电梯接口 | RS485/CAN |



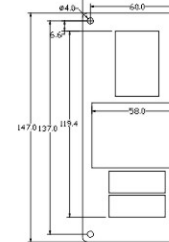
SFTC-HCB-H




| | |
|------|--------------------|
| 可视面积 | 118.5(mm)*46.6(mm) |
| 安装尺寸 | 134(mm)*56(mm) |
| 电源参数 | DC18~30V |
| 电梯接口 | RSL/RS485/CAN/并口 |



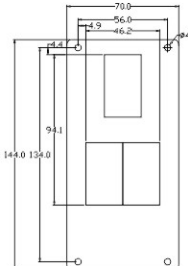
SFTC-HCB-VSD




| | |
|------|----------------|
| 可视面积 | 58(mm)*120(mm) |
| 安装尺寸 | 60(mm)*137(mm) |
| 电源参数 | DC18~30V |
| 电梯接口 | CAN |



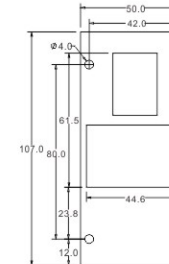
SFTC-HCB-N



| | |
|------|------------------|
| 可视面积 | 94(mm)*46(mm) |
| 安装尺寸 | 134(mm)*56(mm) |
| 电源参数 | DC18~30V |
| 电梯接口 | RSL/RS485/CAN/并口 |



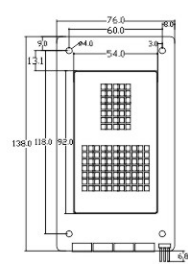
SFTC-HCB-VSG




| | |
|------|---------------|
| 可视面积 | 45(mm)*62(mm) |
| 安装尺寸 | 42(mm)*80(mm) |
| 电源参数 | DC18~30V |
| 电梯接口 | CAN |



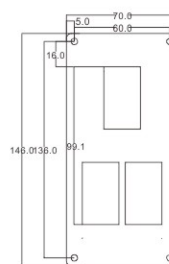
SFTC-HCB-SN-BO




| | |
|------|------------------|
| 可视面积 | 52(mm)*94(mm) |
| 安装尺寸 | 60(mm)*118(mm) |
| 电源参数 | DC18~30V |
| 电梯接口 | RSL/RS485/CAN/并口 |



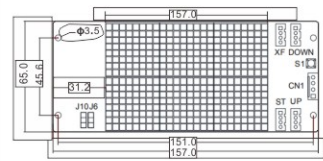
SFTC-HCB-VRK




| | |
|------|------------------|
| 可视面积 | 52(mm)*94(mm) |
| 安装尺寸 | 60(mm)*136(mm) |
| 电源参数 | DC18~30V |
| 电梯接口 | RSL/RS485/CAN/并口 |



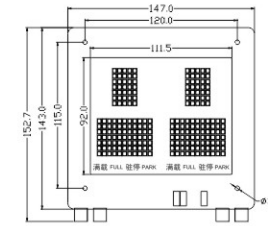
SFTC-HCB-G1




| | |
|------|------------------|
| 可视面积 | 68(mm)*96(mm) |
| 安装尺寸 | 45.6(mm)*151(mm) |
| 电源参数 | DC18~30V |
| 电梯接口 | RS485 |



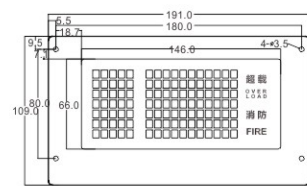
SFTC-HCB-XBON



| | |
|------|------------------|
| 可视面积 | 115(mm)*86(mm) |
| 安装尺寸 | 120(mm)*115(mm) |
| 电源参数 | DC18~30V |
| 电梯接口 | RSL/RS485/CAN/并口 |



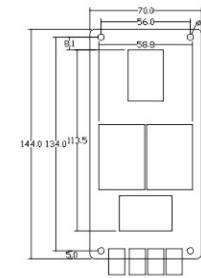
SFTC-CCB-XON-7




| | |
|------|----------------|
| 可视面积 | 146(mm)*66(mm) |
| 安装尺寸 | 180(mm)*80(mm) |
| 电源参数 | DC18~30V |
| 电梯接口 | RSL |



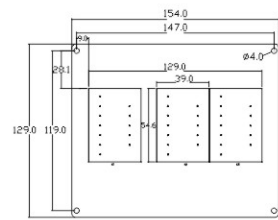
SFTC-7SEG



| | |
|------|--------------------|
| 可视面积 | 113.5(mm)*58.8(mm) |
| 安装尺寸 | 134(mm)*56(mm) |
| 电源参数 | DC18~30V |
| 电梯接口 | 并口 |



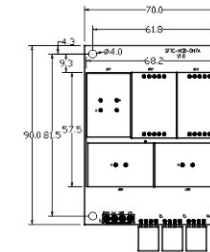
SFTC-CCB-N-HX




| | |
|------|-----------------|
| 可视面积 | 129(mm)*94(mm) |
| 安装尺寸 | 147(mm)*129(mm) |
| 电源参数 | DC18~30V |
| 电梯接口 | RS485/CAN/并口 |



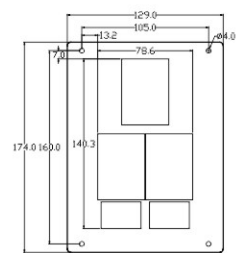
SFTC-HCB-OH7A



| | |
|------|---------------|
| 可视面积 | 69(mm)*58(mm) |
| 安装尺寸 | 62(mm)*82(mm) |
| 电源参数 | DC18~30V |
| 电梯接口 | RSL |



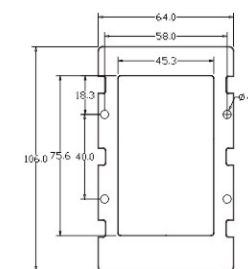
SFTC-CCB-N-SX




| | |
|------|--------------------|
| 可视面积 | 140.3(mm)*78.6(mm) |
| 安装尺寸 | 160(mm)*105(mm) |
| 电源参数 | DC18~30V |
| 电梯接口 | RSL/RS485/CAN/并口 |



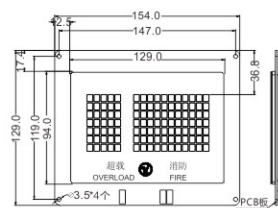
SFTC-HCB-D5-3.2




| | |
|------|-------------------|
| 可视面积 | 75.6(mm)*45.3(mm) |
| 安装尺寸 | 40(mm)*58(mm) |
| 电源参数 | DC18~30V |
| 电梯接口 | RSL/RS485/CAN/并口 |



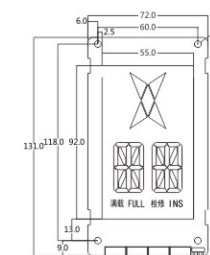
SFTC-CCB-N



| | |
|------|-----------------|
| 可视面积 | 129(mm)*84(mm) |
| 安装尺寸 | 147(mm)*119(mm) |
| 电源参数 | DC18~30V |
| 电梯接口 | RSL |



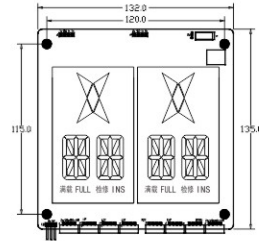
SFTC-HCB-D5




| | |
|------|----------------|
| 可视面积 | 92(mm)*54(mm) |
| 安装尺寸 | 118(mm)*60(mm) |
| 电源参数 | DC18~30V |
| 电梯接口 | RSL/RS485/CAN |



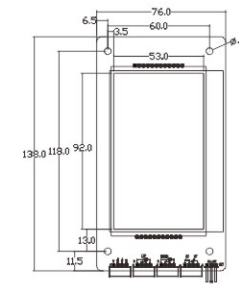
SFTC-HCB-BD5



| | |
|------|------------------|
| 可视面积 | 115(mm)*86(mm) |
| 安装尺寸 | 120(mm)*115(mm) |
| 电源参数 | DC18~30V |
| 电梯接口 | RSL/RS485/CAN/并口 |



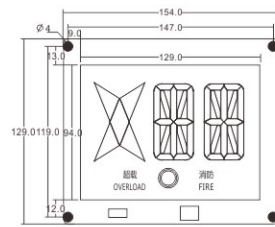
SFTC-HCB-L-BO



| | |
|------|------------------|
| 可视面积 | 53(mm)*92(mm) |
| 安装尺寸 | 60(mm)*118(mm) |
| 电源参数 | DC18~30V |
| 电梯接口 | RSL/RS485/CAN/并口 |



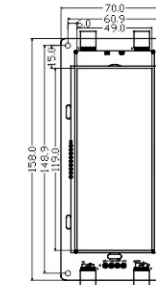
SFTC-CCB-D5-HX



| | |
|------|-----------------|
| 可视面积 | 147(mm)*119(mm) |
| 安装尺寸 | 147(mm)*129(mm) |
| 电源参数 | DC18~30V |
| 电梯接口 | RS485/CAN/并口 |



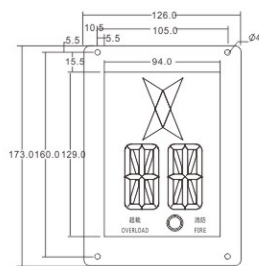
SFTC-HCB-D1



| | |
|------|------------------|
| 可视面积 | 119(mm)*49(mm) |
| 安装尺寸 | 149(mm)*61(mm) |
| 电源参数 | DC18~30V |
| 电梯接口 | RSL/RS485/CAN/并口 |



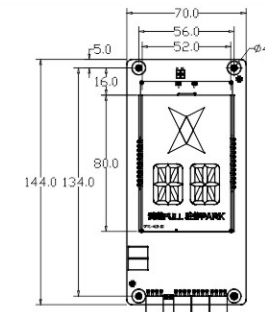
SFTC-CCB-D5-SX



| | |
|------|-----------------|
| 可视面积 | 94(mm)*129(mm) |
| 安装尺寸 | 105(mm)*160(mm) |
| 电源参数 | DC18~30V |
| 电梯接口 | RS485/CAN/并口 |



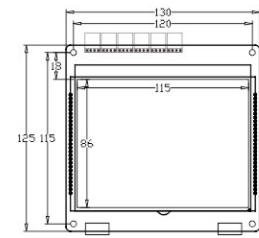
SFTC-HCB-D2



| | |
|------|----------------|
| 可视面积 | 52(mm)*80(mm) |
| 安装尺寸 | 56(mm)*134(mm) |
| 电源参数 | DC18~30V |
| 电梯接口 | RS485/并口 |



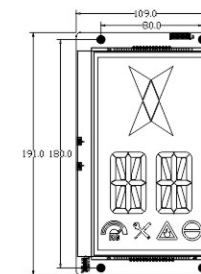
SFTC-HCB-BL




| | |
|------|------------------|
| 可视面积 | 115(mm)*86(mm) |
| 安装尺寸 | 120(mm)*115(mm) |
| 电源参数 | DC18~30V |
| 电梯接口 | RSL/RS485/CAN/并口 |



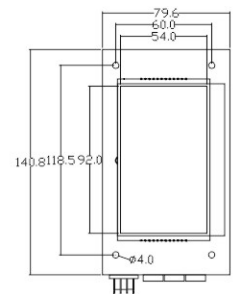
SFTC-HCB-LG-7



| | |
|------|----------------|
| 可视面积 | 82(mm)*152(mm) |
| 安装尺寸 | 80(mm)*180(mm) |
| 电源参数 | DC18~30V |
| 电梯接口 | RS485/CAN/并口 |



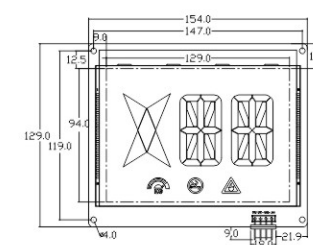
SFTC-HCB-L



| | |
|------|------------------|
| 可视面积 | 92(mm)*54(mm) |
| 安装尺寸 | 118.5(mm)*60(mm) |
| 电源参数 | DC18~30V |
| 电梯接口 | RSL/RS485/CAN/并口 |



SFTC-CCB-LG



| | |
|------|-----------------|
| 可视面积 | 129(mm)*94(mm) |
| 安装尺寸 | 147(mm)*119(mm) |
| 电源参数 | DC18~30V |
| 电梯接口 | RS485/CAN/并口 |

灵动设计
Smart design




灵动设计
Smart design



◆ 触摸屏系列
Touch screen series



SFTC-HCB-T4-86



GB4.3-T-F-IC



SFTC-CCB-T10.4-BT



SFTC-CCB-T10.1-CT-KA



SFTC-CCB-T10.1-BT-C-KA


◆ 触摸屏系列
Touch screen series



SFTC-CCB-T13.3-BT-KA



SFTC-CCB-T13.3-BT-QA



SFTC-CCB-T13.3-BT-KS



SFTC-CCB-T15.6-BT-BA

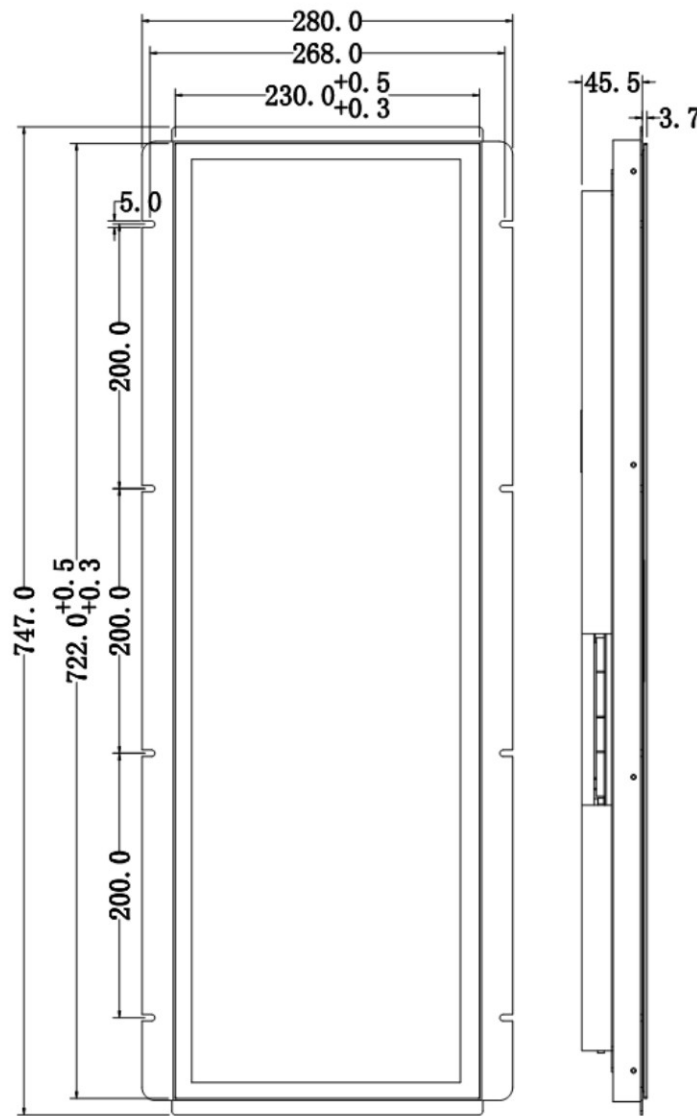


SFTC-CCB-T15.6-BT-KS

◆ 触摸屏系列
Touch screen series



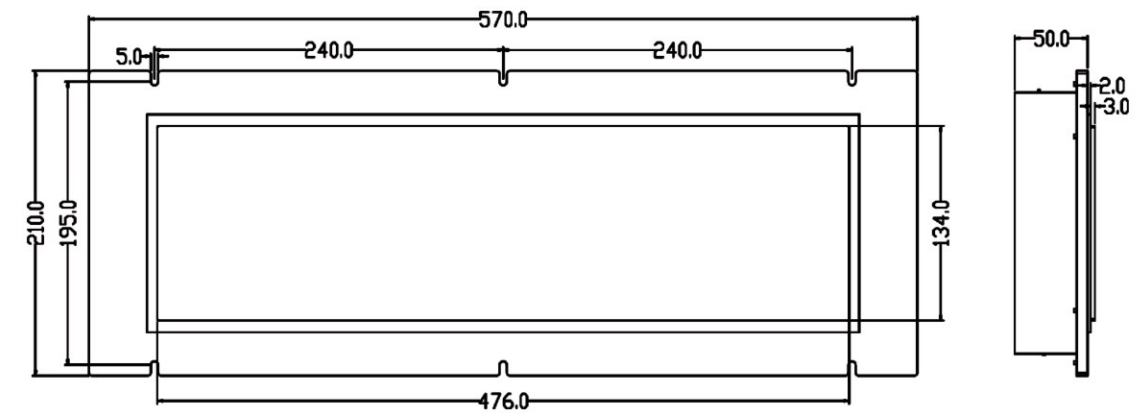
SFTC-CCB-T29L-BT



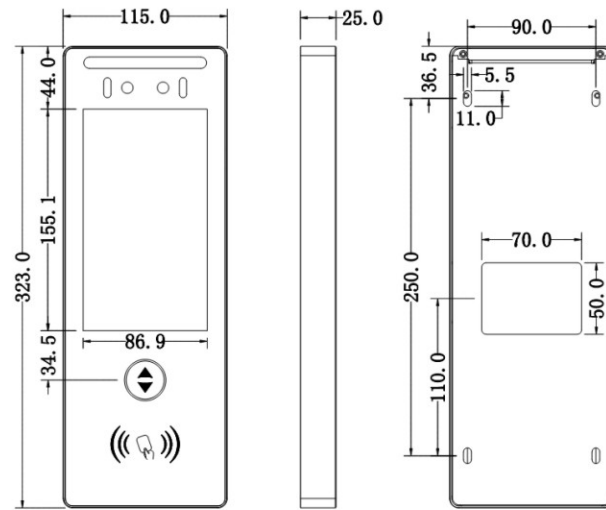
SFTC-CCB-T29L-BT 尺寸图



SFTC-CCB-T21.5L

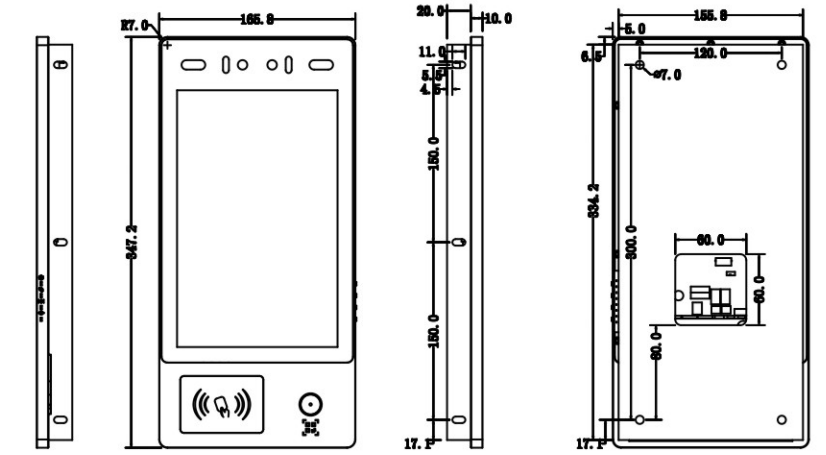


SFTC-CCB-T21.5L 尺寸图



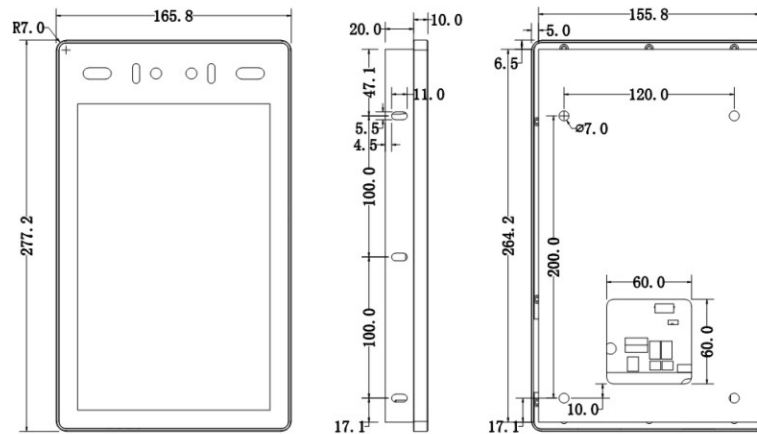
SFTC-HCB-T7-BF-IC

SFTC-HCB-T7-BF-IC 尺寸图



SFTC-CCB-T10.1-KF-ICQR

SFTC-CCB-T10.1-KF-ICQR 尺寸图



SFTC-CCB-T10.1-BF

SFTC-CCB-T10.1-BF 尺寸图



SFTC-CCB-T21.5-KF-S

SFTC-CCB-T21.5-KF-SIC

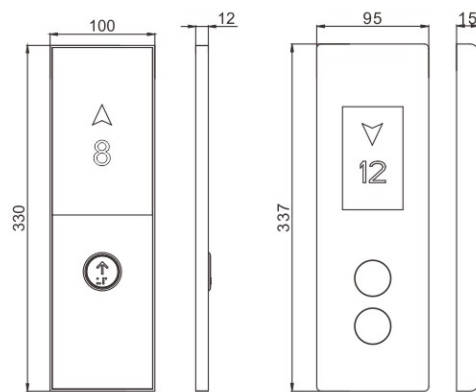
◆ 无底盒系列
No bottom box series

| 型号 | 显示类型 | 材质 |
|---------|-----------|--------------|
| G超薄单梯外召 | LED/点阵/液晶 | 不锈钢边框、贴面 |
| A单梯发纹外召 | 点阵/液晶/真彩 | 发纹，镜面，钛金，玫瑰金 |
| BL1单梯外召 | 点阵/液晶/真彩 | 钢化玻璃 |
| BL2单梯外召 | 点阵/液晶/真彩 | 钢化玻璃 |



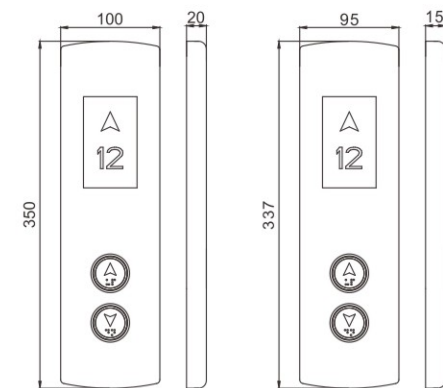
G超薄单梯外召

BL1单梯外召



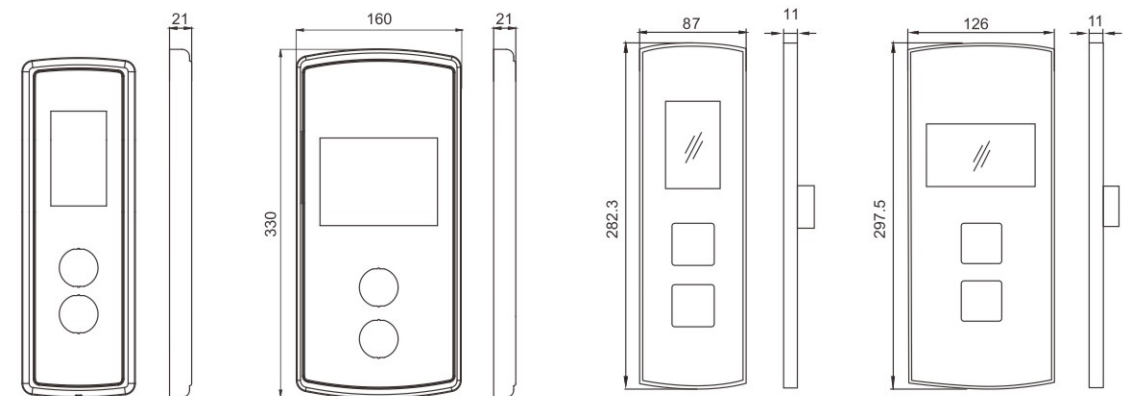
A单梯发纹外召

BL2单梯外召



◆ 无底盒系列
No bottom box series

| 型号 | 显示类型 | 材质 |
|--------|----------|--------------|
| H单梯外召 | 点阵/液晶/真彩 | 发纹，镜面，钛金，玫瑰金 |
| HB并梯外召 | 点阵/液晶/真彩 | 发纹，镜面，钛金，玫瑰金 |
| M单梯外召 | 点阵/液晶/真彩 | 发纹，镜面，钛金，玫瑰金 |
| M并梯外召 | 点阵/液晶/真彩 | 发纹，镜面，钛金，玫瑰金 |



H单梯外召

HB并梯外召

M单梯外召

M并梯外召

◆ 无底盒系列
No bottom box series

| 型号 | 显示类型 | 材质 |
|----------|----------|-----------------|
| FC超薄单梯外召 | 点阵/液晶/真彩 | 发纹, 镜面, 钛金, 玫瑰金 |
| P5超薄单梯外召 | 点阵/液晶/真彩 | 发纹, 镜面, 钛金, 玫瑰金 |
| H2超薄单梯外召 | 点阵/液晶/真彩 | 发纹, 镜面, 钛金, 玫瑰金 |

◆ 无底盒系列
No bottom box series

| 型号 | 显示类型 | 材质 |
|-----------|-----------|-----------------|
| Z超薄单梯外召 | 点阵/液晶/真彩 | 发纹, 镜面, 钛金, 玫瑰金 |
| P6超薄单梯外召 | 点阵/液晶/真彩 | 发纹, 镜面, 钛金, 玫瑰金 |
| 202超薄单梯外召 | LED/点阵/液晶 | 发纹, 钛金, 玫瑰金 |
| 102超薄单梯外召 | LED/点阵/液晶 | 发纹, 钛金, 玫瑰金 |
| 206单梯外召 | LED断码 | 钢化玻璃 |



FC超薄单梯外召



P5超薄单梯外召



H2超薄单梯外召



F单梯消防

F单梯基站




Z超薄单梯外召



P6超薄单梯外召



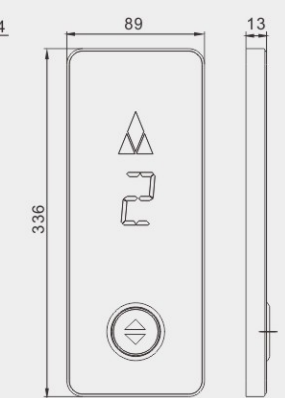
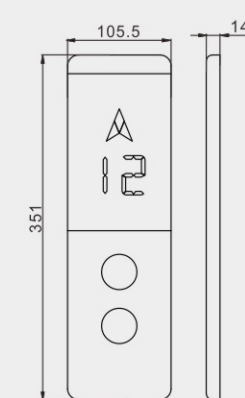
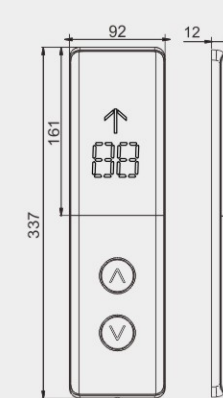
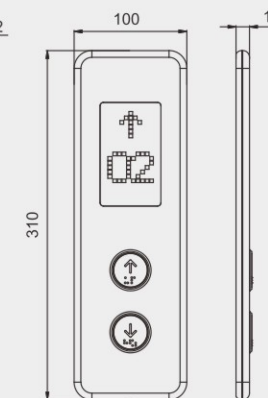
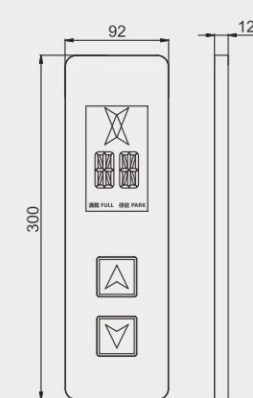

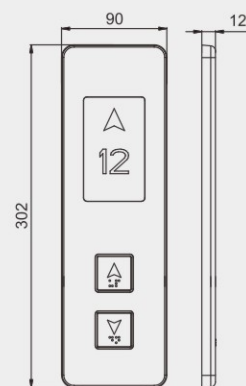
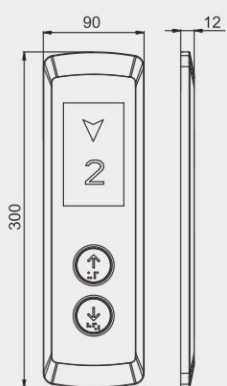
202超薄单梯外召



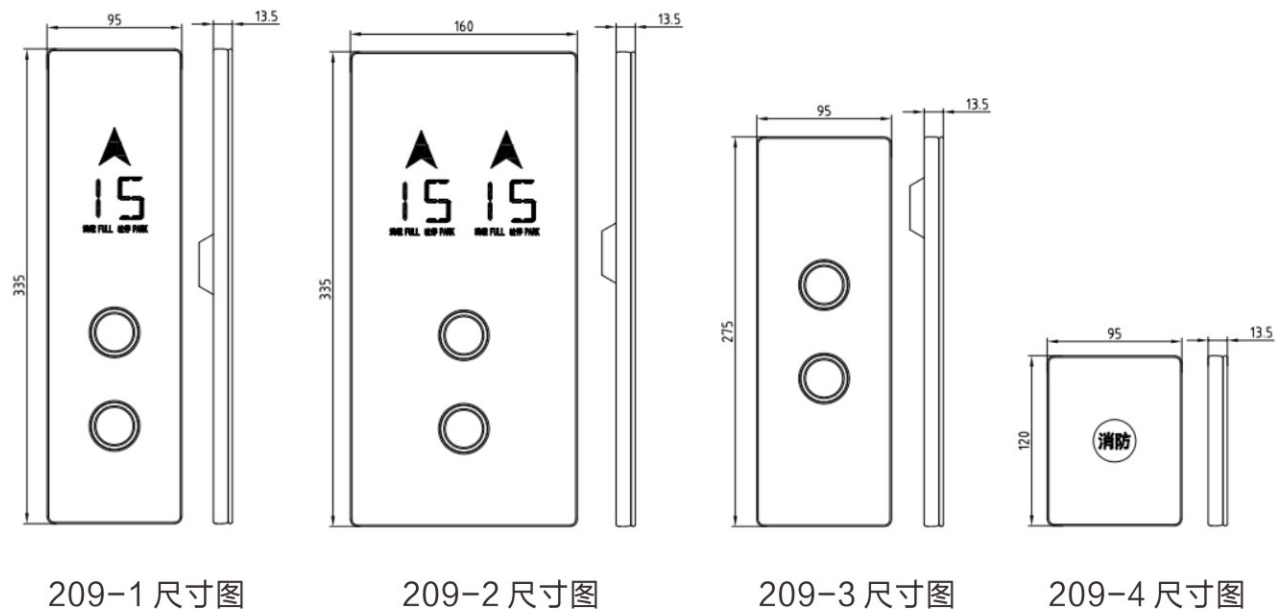

102超薄单梯外召



206单梯外召



◆ 无底盒系列
No bottom box series



◆ 无底盒系列
No bottom box series



◆ 有底盒系列
Bottom box series



LOP-304



LOP-305



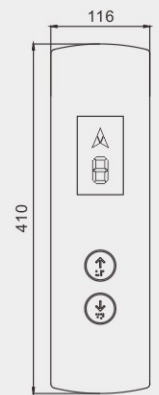
LOP-306



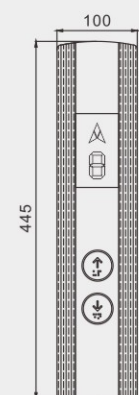
LOP-301



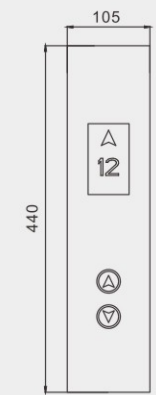
立柱式外呼



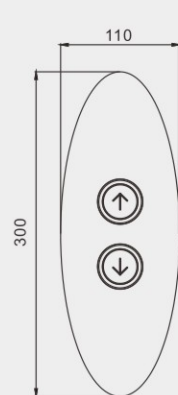
底盒 (高x宽x深):
380x100x60mm



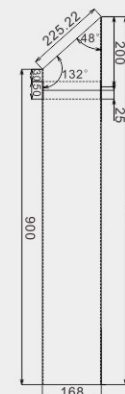
底盒 (高x宽x深):
413x85x60mm



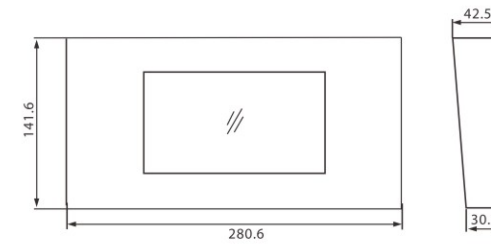
底盒 (高x宽x深):
410x90x60mm



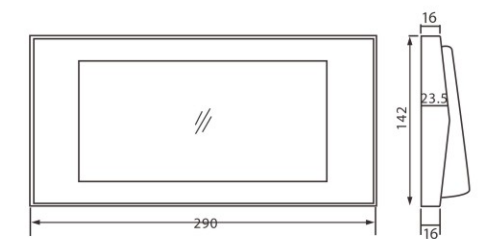
底盒 (高x宽x深):
106x78x70mm



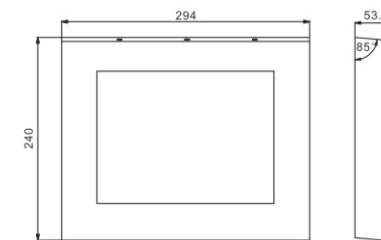
TWS-301
7寸厅外无底盒横显-蓝屏



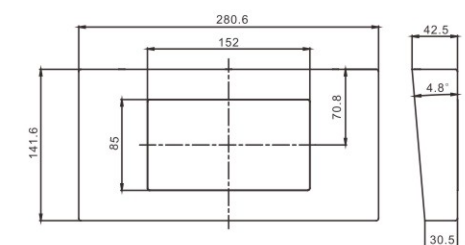
TWS-302
7寸厅外无底盒横显



TWS-303
10.4寸厅外有底盒横显



TWS-304
7寸厅外无底盒横显-真彩



◆ 分体式操纵箱
Operation Box Split Type




◆ 一体式操纵箱
One-piece Control Box



YCOP-01

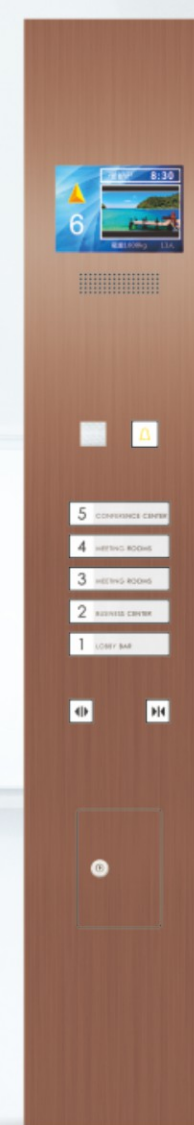
面板宽度A=200+n*25
(n位1-9自然数显示板根据宽度选配)



YCOP-02



YCOP-03



YCOP-04



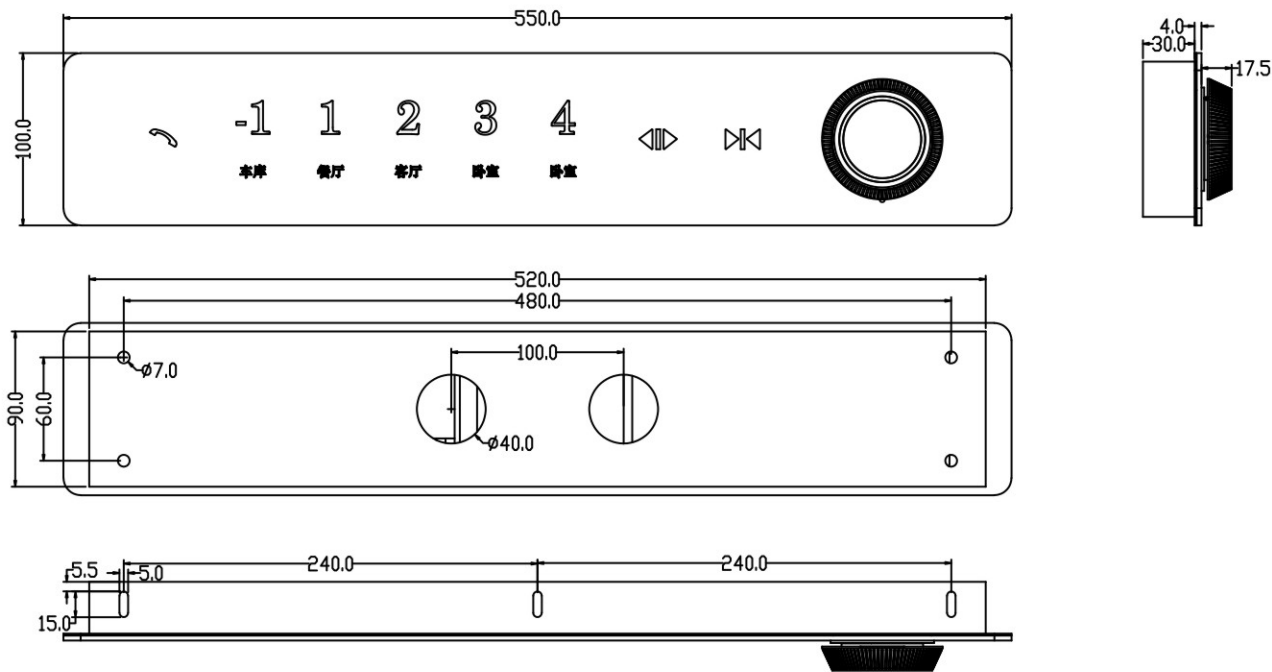
YCOP-05

操纵箱

Operation Panel



RCOP-01



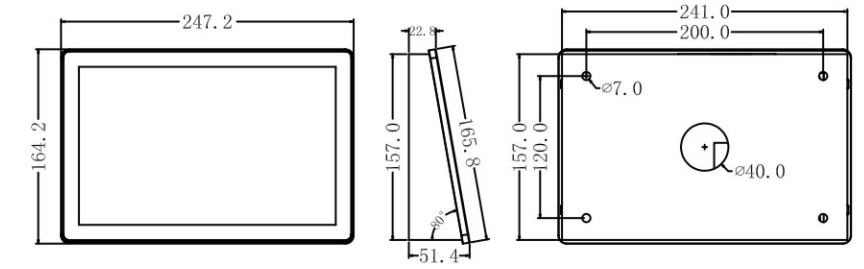
RCOP-01 尺寸图

目的选层器

Destination layer selector



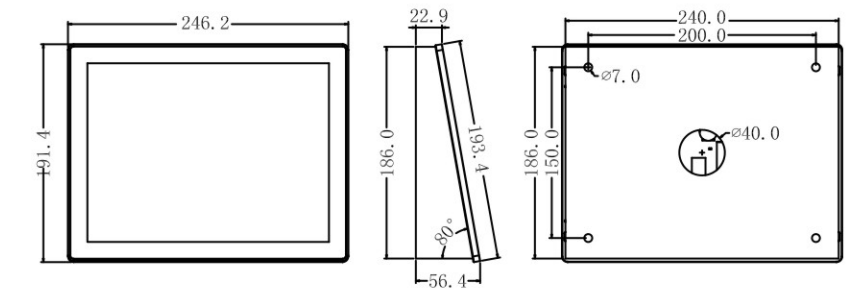
SFTC-CCB-T10.1-BT-D



SFTC-CCB-T10.1-BT-D 尺寸图



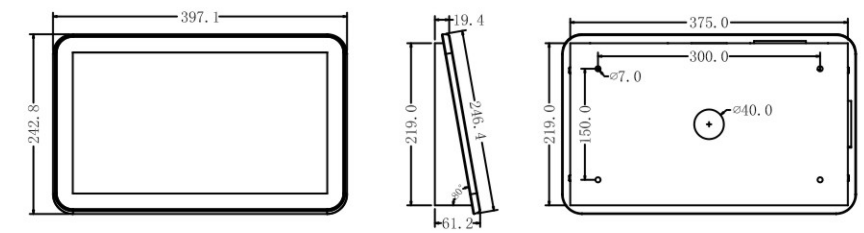
SFTC-CCB-T10.4-BT-D



SFTC-CCB-T10.4-BT-D 尺寸图



SFTC-CCB-T15.6-BT-D



SFTC-CCB-T15.6-BT-D 尺寸图

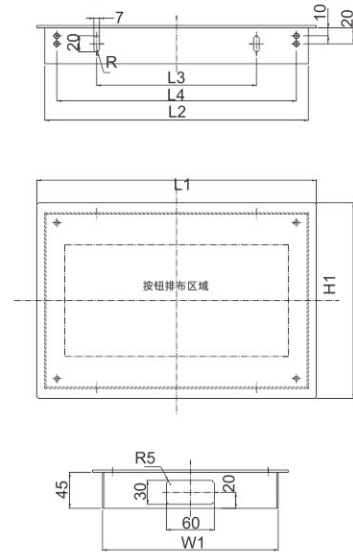


残障人操纵箱

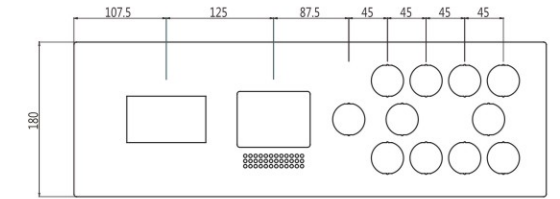
Disabled Person Operation Panel



DCOP-04



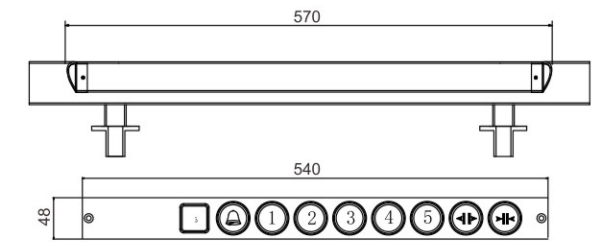
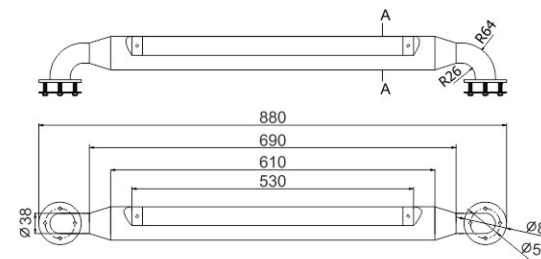
DCOP-01



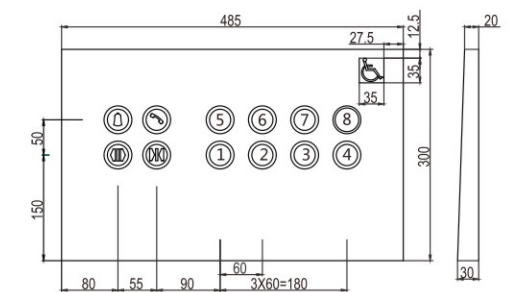
DCOP-02



DCOP-03



DCOP-05





别墅电梯操纵箱

Villa Elevator Operation Panel

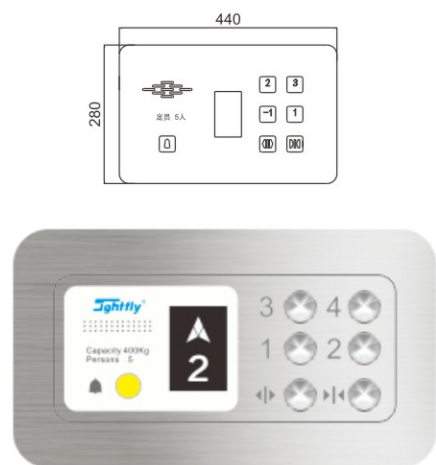


玻璃操纵箱系列

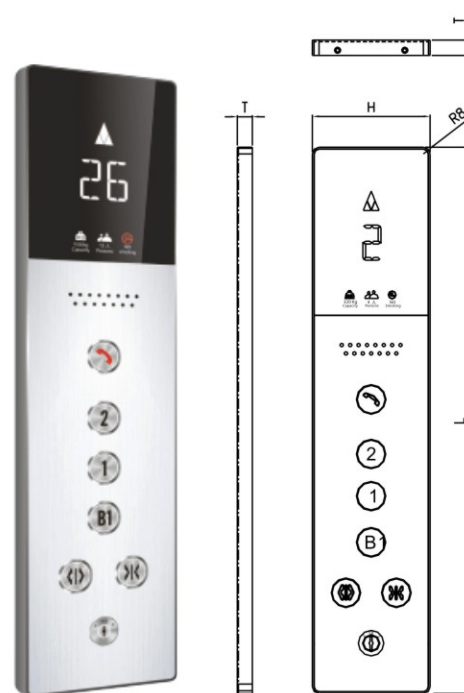
Glass Cop Series



VCW-06




VCOP-02



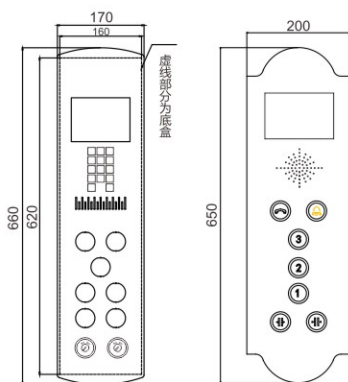
VCOP-05



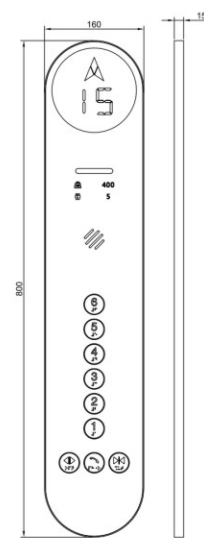
VCOP-03




VCOP-04



TCOP-06



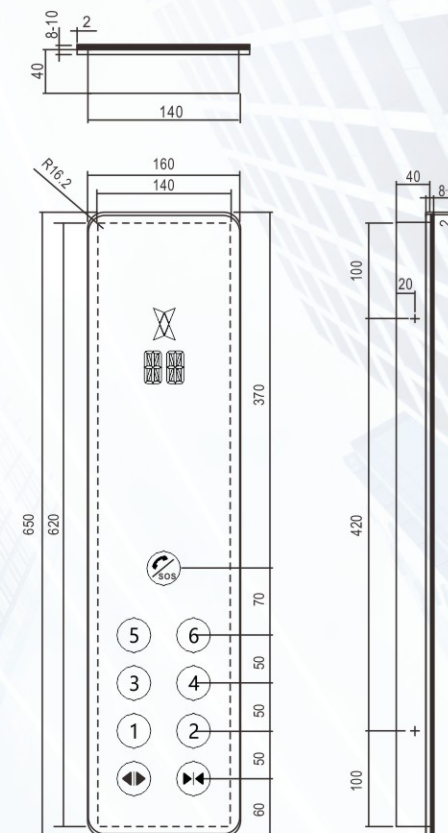
TCOP-06尺寸图




TCOP-01



TCOP-02



TCOP-03



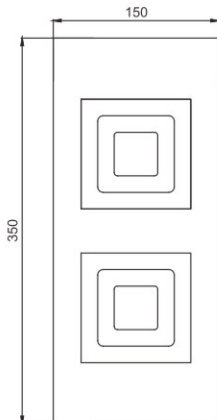
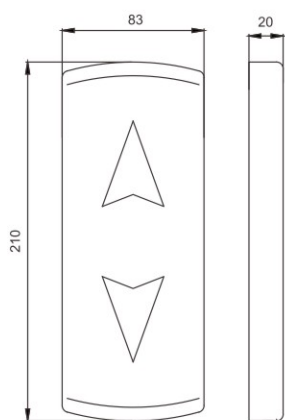
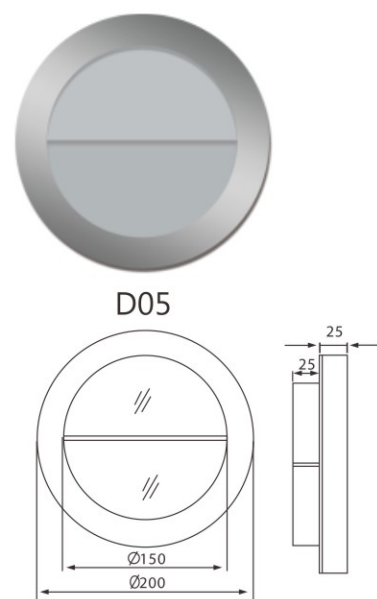
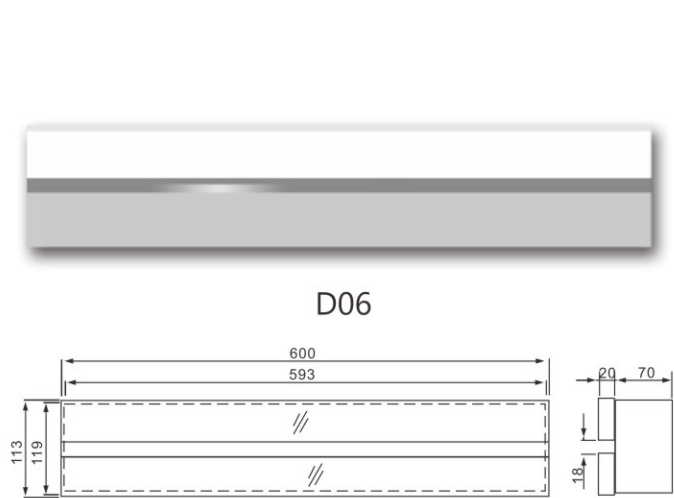
TCOP-04

方向灯系列

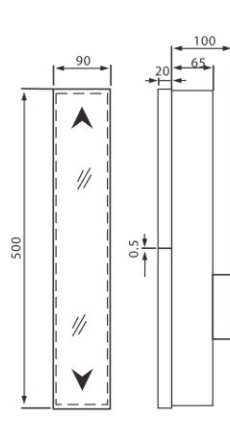
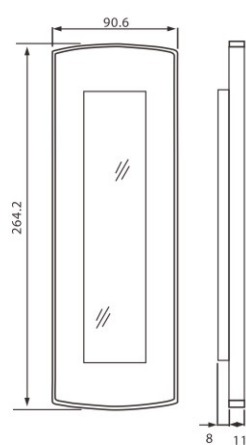
Hall Lantern Series

电气部件系列

Electrical component Series



底盒 (高x宽x深):
330x180x80mm



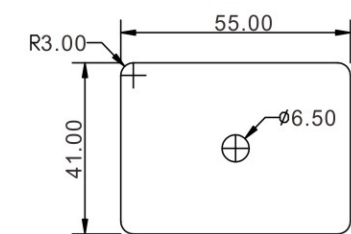
SFTC-YUYIN
电梯语音报站



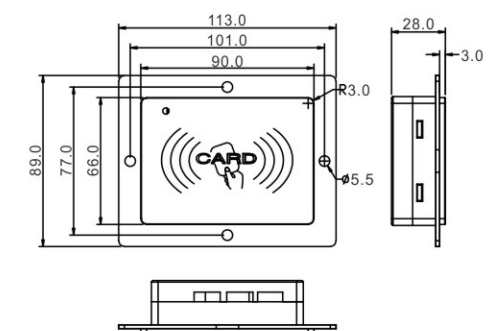
SF-GDC
U型光电


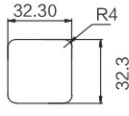

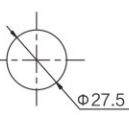

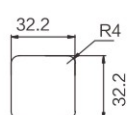

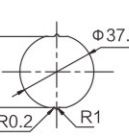

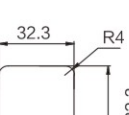

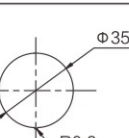

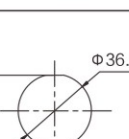

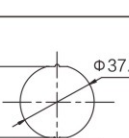

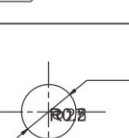

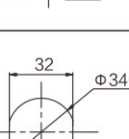



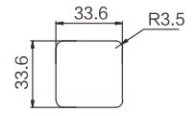

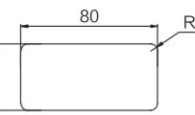

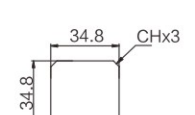

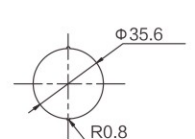

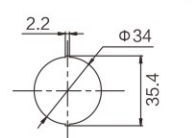

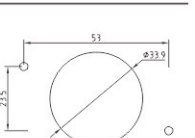

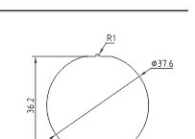

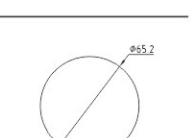

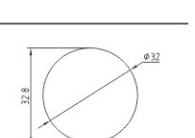

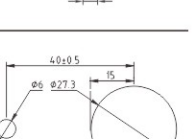
SFTC-COP-02



SFTC-COP-01
刷卡器



| 型号 Model | 图片 Picture | 材料说明 Material description | 发光颜色可选 Emitting light colors optional | 开孔尺寸 Hole size(mm) |
|-------------|---|--|--|---|
| A-01 |  | 塑料外框, 塑料字片, 微动轻触开关, 正面嵌入, 反面卡座固定 Plastic frame, plastic word, micro touch switch, front embedded, fixed seat back | 红色、蓝色 Red、 blue |  |
| A-02 |  | 塑料外框, 不锈钢字片, 微动轻触开关, 正面嵌入, 反面螺旋固定 Plastic frame, stainless steel word piece, micro-touch switches, embed positive and negative spiral fixed | 红色、蓝色 Red、 blue |  |
| A-03 |  | 锌合金镀铬外框, 不锈钢字片, 微动轻触开关, 正面嵌入, 反面卡座固定 Chrome-plated zinc alloy frame, stainless steel word piece, micro-touch switches, embed positive and negative fixed deck | 红色、蓝色、白色 Red、 blue、 white |  |
| A-04 |  | 锌合金镀铬外框, 不锈钢字片, 微动轻触开关, 正面嵌入, 反面螺旋固定 Chrome-plated zinc alloy frame, stainless steel word piece, micro-touch switches, embed positive and negative spiral fixed | 红色、蓝色、白色 Red、 blue、 white |  |
| A-05 |  | 锌合金镀铬外框, 不锈钢字片, 微动轻触开关, 正面嵌入, 反面卡座固定 Chrome-plated zinc alloy frame, stainless steel word piece, micro-touch switches, embed positive and negative fixed deck | 红色、蓝色 Red、 blue |  |
| A-06 |  | 不锈钢外框, 不锈钢字片, 微动轻触开关, 正面嵌入, 反面螺旋固定 Stainless steel frame, stainless steel word piece, micro-touch switches, embed positive and negative spiral fixed | 红色、蓝色 Red、 blue |  |
| A-07 |  | 不锈钢外框, 不锈钢字片, 微动轻触开关, 正面嵌入, 反面螺旋固定 Stainless steel frame, stainless steel word piece, micro-touch switches, embed positive and negative spiral fixed | 红色、蓝色 Red、 blue |  |
| A-08 |  | 锌合金镀铬外框, 不锈钢字片, 微动轻触开关, 正面嵌入, 反面螺旋固定 Chrome-plated zinc alloy frame, stainless steel word piece, micro-touch switches, embed positive and negative spiral fixed | 红色、蓝色 Red、 blue |  |
| A-09 |  | 锌合金镀铬外框, 不锈钢字片, 微动轻触开关, 正面嵌入, 反面螺旋固定 Chrome-plated zinc alloy frame, stainless steel word piece, micro-touch switches, embed positive and negative spiral fixed | 红色、蓝色 Red、 blue |  |
| A-10 |  | 锌合金镀铬外框, 不锈钢字片, 微动轻触开关, 正面嵌入, 反面卡座固定 Chrome-plated zinc alloy frame, stainless steel word piece, micro-touch switches, embed positive and negative fixed deck | 红色、蓝色 Red、 blue |  |

| 型号 Model | 图片 Picture | 材料说明 Material description | 发光颜色可选 Emitting light colors optional | 开孔尺寸 Hole size(mm) |
|-------------|---|--|--|---|
| A-13 |  | 塑料外框, 不锈钢字片, 微动轻触开关, 反面嵌入, 熔焊螺钉固定 Plastic frame, stainless steel word piece, micro-touch switches, reverse embedding, welding screws | 蓝色、白色、黄色 Blue、 white、 yellow |  |
| A-15 |  | 水晶亚克力, 合金字符, 微动轻触开关, 反面嵌入, 种钉固定 Crystal acrylic, alloy characters, micro-touch switches, Reverse embedding, kind of screw | 白色、红色、蓝色 White、 red、 Blue |  |
| A-16 |  | 锌合金镀铬外框, 不锈钢字片, 微动轻触开关, 正面嵌入, 反面螺旋固定 Chrome-plated zinc alloy frame, stainless steel word piece, micro-touch switches, embed positive and negative spiral fixed | 红色、蓝色 Red、 blue |  |
| A-17 |  | 不锈钢外框, 不锈钢字片, 微动轻触开关, 正面嵌入, 反面螺旋固定 Stainless steel frame, stainless steel word piece, micro-touch switches, embed positive and negative spiral fixed | 红色、蓝色 Red、 blue |  |
| A-18 |  | 锌合金镀铬外框, 不锈钢字片, 微动轻触开关, 正面嵌入, 反面螺旋固定 Chrome-plated zinc alloy frame, stainless steel word piece, micro-touch switches, embed positive and negative spiral fixed | 红色、蓝色、白色 Red、 blue、 white |  |
| A-19 |  | 外框材质: 不锈钢, 文字片: 玻璃字片, 盲文: 无 outer frame material: stainless steelsurface, text piece: glass, braille optional: none | 红色、蓝色、白色 Red、 blue、 white |  |
| A-20 |  | 外框材质: 不锈钢, 文字片: 弧面玻璃字片, 盲文: 无 outer frame material: stainless steelsurface, text piece: curved glass, braille optional: none | 红色、蓝色、白色 Red、 blue、 white |  |
| A-21 |  | 外框材质: 不锈钢, 文字片: 玻璃字片, 盲文: 无 outer frame material: stainless steelsurface, text piece: glass, braille optional: none | 红色、蓝色、白色 Red、 blue、 white |  |
| A-22 |  | 外框材质: 不锈钢, 文字片: 不锈钢发纹, 盲文: 无 outer frame material: stainless steelsurface, text piece: stainless steel hairline, braille optional: none | 红色、蓝色、白色 Red、 blue、 white |  |
| A-23 |  | 外框材质: 塑料外框, 文字片: 不锈钢发纹, 盲文: 无 outer frame material: plastic outer frame, text piece: stainless steel hairline, braille optional: none | 红色、蓝色、白色 Red、 blue、 white |  |